


AZURE STACK HCI: BRANCH OFFICE AND EDGE

Leverage your Azure Stack HCI investment to run key virtual applications and workloads in a highly available, resilient fashion on hardware designed for Branch office and edge scenarios with industry-leading support for 2 node configurations including: [Nested resiliency](#), [USB thumb drive cluster witness](#), and browser-based administration via [Windows Admin Center](#). Below, you will find a how-to guide for Azure Stack HCI Branch office and edge configurations that includes:

- Plan and deploy xFusion hardware and OS/tools to support Azure Stack HCI Branch office and edge scenarios.
- Step by step documentation to enable Branch office and edge support including IoT and cloud-driven Container management.

How to deploy branch office and edge on Azure Stack HCI


1. Hardware and OS configuration for Branch office and edge environments

				
Type		Hybrid:SSD/HDD	All-Flash:All-SSD	All-Flash:NVMe
Server		2288H V6		
Scalability		2-16 nodes		
CPU		Intel 3rd Gen Xeon® Scalable Processor		
Memory		128GB~4TB		
Network		Up to 25Gbps		
RDMA		yes		
HBA		Avago 3416IT(XR760IT-M)	Avago 3408IT (XP150IT-M)	-
Drives	Cache	2-6x 3.5" SSD SAS/SATA(480GB or higher)	-	-
	Capacity	4-10x 3.5" HDD SAS/SATA(1200GB or higher)	4-24x 2.5" SSD SAS/SATA (960GB or higher)	4-24x 2.5" NVMe (1600GB or higher)
OS		Azure Stack HCI ,Version 21H2		

Microsoft Azure 2. Plan Hardware Deployment


- For planning hardware deployment, refer to [FusionServer Rack Server Deployment Guide 02](#).
- Network and Switch Connectivity:
Switchless option for 2 node cluster interconnect as below.

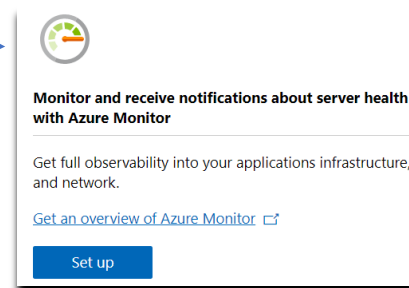
AZURE STACK HCI: BRANCH OFFICE AND EDGE



Step by Step guide to [deploy Azure Stack HCI](#). Also install [Windows Admin Center \(WAC\)](#) for managing Azure Stack HCI.

From Windows Admin Center (WAC), set up **Azure Monitor** to gain insight into your application, network, and server health of your Azure Stack HCI Branch office and edge deployment.

Additionally, you can set up additional  Azure hybrid services such as Backup, File Sync, Site Recovery, Point-to-Site VPN, Update Management, and Security Center in WAC.



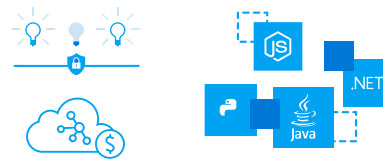
AZURE STACK HCI: BRANCH OFFICE AND EDGE

3. Enable Branch office and edge Modern Application support

Once your Azure Stack HCI Branch office and edge setup is complete, follow the steps below to enable your environment to support modern Container-based application development and IoT data processing by deploying a VM running Azure IoT Edge.

What is [Azure IoT Edge](#)?

- Open source software from Microsoft
- Runs on Windows or Linux
- Built to run “on the edge” for near-real time responses
- Secured by software and hardware mechanisms
- Available AI Toolkit
<https://github.com/Azure/ai-toolkit-iot-edge>
- Open programmability: Java, .Net Core 2.0, Node.js, C and Python support
- Offline and intermittent connectivity support
- Natively managed from Azure IoT Hub



...combines AI, cloud and edge computing to containerize cloud workloads—such as Azure Cognitive Services, Machine Learning, Stream Analytics, and Functions—and run them locally on devices from a Raspberry Pi to an industrial gateway or converged edge server and manages edge applications / devices with Azure IoT Hub.

How do I deploy Azure IoT Edge on Azure Stack HCI?

1. [Create a VM on your Azure Stack HCI using Windows Admin Center](#)
(For supported OS versions, VM types, processor architectures and system requirements, click [here](#))
2. If you do not already have an Azure account, get your free account [here](#)
3. [Create an Azure IoT Hub](#) in the Azure Portal
4. [Register an IoT Edge device](#) in the Azure Portal
(The IoT Edge “device” is the Windows or Linux VM running on your Azure Stack HCI installation)
5. [Install and start the IoT Edge runtime](#) on the VM you created in step 1
(You will need the device string created in step 4 above to connect the runtime to your Azure IoT Hub)
6. [Deploy a module to IoT Edge](#)
(Pre-built modules can be sourced and deployed from the [IoT Edge Modules section of the Azure Marketplace](#))

NOTE: In addition to gathering and processing IoT data from IoT sensors, Azure IoT Edge can also be utilized to deploy Containers with general purpose usage capabilities. Adding Azure IoT Edge to your Azure Stack HCI Branch office and edge deployments modernizes your environment to support [CI/CD pipeline](#) application deployment framework. Your DevOps personnel can deploy and iterate on Containerized applications that IT builds and supports via traditional VM management processes and tools>

Summary

With completion of the Azure Stack HCI Branch office and edge deployment and the installation and configuration of Azure IoT Edge, you now have a platform capable of running complex, highly available workloads in VMs and Containers for Branch office and edge deployments.