

Prüfbericht-Nr.: <i>Test report no.:</i>	CN25XY4Y 001	Auftrags-Nr.: <i>Order no.:</i>	168573146	Seite 1 von 22 Page 1 of 22
Kunden-Referenz-Nr.: <i>Client reference no.:</i>	N/A	Auftragsdatum: <i>Order date:</i>	2025-10-13	
Auftraggeber: <i>Client:</i>	xFusion Digital Technologies Co., Ltd. No. 99, Longhu Inner Ring North Road, Zhengzhou Area of China (Henan) Pilot Free Trade Zone, 450000 Henan, P.R. China			
Prüfgegenstand: <i>Test item:</i>	Server			
Bezeichnung / Typ-Nr.: <i>Identification / Type no.:</i>	2288 V8*****, FusionServer 2288 V8***** (where * can be 0-9, a-z, A-Z, - or Blank for marketing purpose)			
Auftrags-Inhalt: <i>Order content:</i>	ErP test report			
Prüfgrundlage: <i>Test specification:</i>	ETSI EN 303 470 V1.1.1 (2019-03) with measurement and calculation methods according to COMMISSION REGULATION (EU) No 2019/424 regard to ecodesign requirements for servers and data storage products pursuant to Directive 2009/125/EC of the European Parliament and of the Council and amending Commission Regulation (EU) No 617/2013			
Wareneingangsdatum: <i>Date of sample receipt:</i>	2025-10-13			
Prüfmuster-Nr.: <i>Test sample no.:</i>	A004129769-001 to 003			
Prüfzeitraum: <i>Testing period:</i>	2025-10-13 to 2025-10-16			
Ort der Prüfung: <i>Place of testing:</i>	TÜV Rheinland (Shenzhen) Co., Ltd.			
Prüflaboratorium: <i>Testing laboratory:</i>	TÜV Rheinland (Shenzhen) Co., Ltd.			
Prüfergebnis*: <i>Test result*:</i>	Pass			
geprüft von: <i>tested by:</i>	Allen Wu	genehmigt von: <i>authorized by:</i>	Laurence Yang	
Datum: <i>Date:</i>	2025-11-04	Ausstellungsdatum: <i>Issue date:</i>	2025-11-04	
Stellung / Position:	Sachverständige(r)/Expert	Stellung / Position:	Sachverständige(r)/Expert	
Sonstiges / Other:	This completed report contains 22 pages including this cover page. Used test method: SERT 2.0.8. Product information shall be visibly displayed on manufacturers' freely accessible websites.			
Zustand des Prüfgegenstandes bei Anlieferung: <i>Condition of the test item at delivery:</i>	Prüfmuster vollständig und unbeschädigt <i>Test item complete and undamaged</i>			
* Legende:	P(ass) = entspricht o.g. Prüfgrundlage(n)	F(ail) = entspricht nicht o.g. Prüfgrundlage(n)	N/A = nicht anwendbar	N/T = nicht getestet
* Legend:	P(ass) = passed a.m. test specification(s)	F(ail) = failed a.m. test specification(s)	N/A = not applicable	N/T = not tested
<p>Dieser Prüfbericht bezieht sich nur auf das o.g. Prüfmuster und darf ohne Genehmigung der Prüfstelle nicht auszugsweise vervielfältigt werden. Dieser Bericht berechtigt nicht zur Verwendung eines Prüfzeichens. <i>This test report only relates to the above mentioned test sample. Without permission of the test center this test report is not permitted to be duplicated in extracts. This test report does not entitle to carry any test mark.</i></p>				

Prüfbericht-Nr.: CN25XY4Y 001
Test report no.:

Seite 2 von 22
Page 2 of 22

Anmerkungen
Remarks

- | | |
|----------|--|
| 1 | <p>Alle eingesetzten Prüfmittel waren zum angegebenen Prüfzeitraum gemäß eines festgelegten Kalibrierungsprogramms unseres Prüfhauses kalibriert. Sie entsprechen den in den Prüfprogrammen hinterlegten Anforderungen. Die Rückverfolgbarkeit der eingesetzten Prüfmittel ist durch die Einhaltung der Regelungen unseres Managementsystems gegeben.
Detaillierte Informationen bezüglich Prüfkonditionen, Prüfequipment und Messunsicherheiten sind im Prüflabor vorhanden und können auf Wunsch bereitgestellt werden.</p> <p><i>The equipment used during the specified testing period was calibrated according to our test laboratory calibration program. The equipment fulfils the requirements included in the relevant standards. The traceability of the test equipment used is ensured by compliance with the regulations of our management system. Detailed information regarding test conditions, equipment and measurement uncertainty is available in the test laboratory and could be provided on request.</i></p> |
| 2 | <p>Wie vertraglich vereinbart, wurde dieses Dokument nur digital unterzeichnet. Der TÜV Rheinland hat nicht überprüft, welche rechtlichen oder sonstigen diesbezüglichen Anforderungen für dieses Dokument gelten. Diese Überprüfung liegt in der Verantwortung des Benutzers dieses Dokuments. Auf Verlangen des Kunden kann der TÜV Rheinland die Gültigkeit der digitalen Signatur durch ein gesondertes Dokument bestätigen. Diese Anfrage ist an unseren Vertrieb zu richten. Eine Umweltgebühr für einen solchen zusätzlichen Service wird erhoben. Informationen zur Verifizierung der Authentizität unserer Dokumente erhalten Sie auf folgender Webseite: go.tuv.com/digital-signature</p> <p><i>As contractually agreed, this document has been signed digitally only. TUV Rheinland has not verified and unable to verify which legal or other pertaining requirements are applicable for this document. Such verification is within the responsibility of the user of this document. Upon request by its client, TUV Rheinland can confirm the validity of the digital signature by a separate document. Such request shall be addressed to our Sales department. An environmental fee for such additional service will be charged. For information on verifying the authenticity of our documents, please visit the following website: go.tuv.com/digital-signature</i></p> |
| 3 | <p>Prüfklausel mit der Note * wurden an qualifizierte Unterauftragnehmer vergeben und sind unter der jeweiligen Prüfklausel des Berichts beschrieben.
Abweichungen von Prüfspezifikation(en) oder Kundenanforderungen sind in der jeweiligen Prüfklausel im Bericht aufgeführt.</p> <p><i>Test clauses with remark of * are subcontracted to qualified subcontractors and described under the respective test clause in the report.
Deviations of testing specification(s) or customer requirements are listed in specific test clause in the report.</i></p> |
| 4 | <p>Die Entscheidungsregel für Konformitätserklärungen basierend auf numerischen Messergebnissen in diesem Prüfbericht basiert auf der "Null-Grenzwert-Regel" und der "Einfachen Akzeptanz" gemäß ILAC G8:2019 und IEC Guide 115:2023, es sei denn, in der auf Seite 1 dieses Berichts genannten angewandten Norm ist etwas anderes festgelegt oder vom Kunden gewünscht. Dies bedeutet, dass die Messunsicherheit nicht berücksichtigt wird und daher auch nicht im Prüfbericht angegeben wird. Zu weiteren Informationen bezüglich des Risikos durch diese Entscheidungsregel siehe ILAC G8:2019.</p> <p><i>The decision rule for statements of conformity, based on numerical measurement results, in this test report is based on the "Zero Guard Band Rule" and "Simple Acceptance" in accordance with ILAC G8:2019 and IEC Guide 115:2023, unless otherwise specified in the applied standard mentioned on Page 1 of this report or requested by the customer. This means that measurement uncertainty is not taken in account and hence also not declared in the test report. For additional information to the resulting risk based of this decision rule please refer to ILAC G8:2019.</i></p> |

1. Appliance (equipment) details

Equipment Under Test (EUT)	Server
Brand / Manufacturer name	Same as the client
Model / Type	2288 V8*****, FusionServer 2288 V8***** (where * can be 0-9, a-z, A-Z, - or Blank for marketing purpose)
Rated Voltage and Frequency	Refer to the marking plate on below table
Serial Number	N/A
Appliance type	rack 2-socket servers
Test Address	TÜV Rheinland (Shenzhen) Co., Ltd. 1-5/F., Building 5, No.1100, Huanli Road, Yungu Community, Xinhu Subdistrict, Guangming District, Shenzhen, Guangdong, China




ONLY FOR . PROJECT 2025
USE UNTIL 31 Mar 2026

Copy of marking plate:

型号 型號 Model: 2288 V8
 名称 名稱 Name: 服务器 伺服器 Server
 电源额定值 電源額定值 Power Rating: 每单元 每單元 Per Input:
 ~ 100 - 127 V; 50/60 Hz; 16 A (Not for China 非中国区使用) or
 ~ 200 - 220 V; 50/60 Hz; 16 A or ~ 220 - 240 V; 50/60 Hz; 16 A or
 ≡ 240 V; 16 A

企业标准号: Q/CJBA 10000-2022




超聚变数字技术有限公司 超聚變數字技術有限公司 中国制造 中國製造
 xFusion Digital Technologies Co., Ltd. MADE IN CHINA
 No. 99, Longhu Inner Ring North Road, Zhengzhou Area of China (Henan) Pilot Free
 Trade Zone, Henan Province, 450000, China

型号 型號 Model: 2288 V8
 名称 名稱 Name: 服务器 伺服器 Server
 电源额定值 電源額定值 Power Rating: 每单元 每單元 Per Input:
 ~ 100 - 127 V; 50/60 Hz; 10 A (Not for China 非中国区使用) or
 ~ 200 - 220 V; 50/60 Hz; 10 A or ~ 220 - 230 V; 50/60 Hz; 10 A or
 ~ 230 - 240 V; 50/60 Hz; 10 A or ≡ 240 V; 10 A

企业标准号: Q/CJBA 10000-2022




超聚变数字技术有限公司 超聚變數字技術有限公司 中国制造 中國製造
 xFusion Digital Technologies Co., Ltd. MADE IN CHINA
 No. 99, Longhu Inner Ring North Road, Zhengzhou Area of China (Henan) Pilot Free
 Trade Zone, Henan Province, 450000, China

型号 型號 Model: 2288 V8
 名称 名稱 Name: 服务器 伺服器 Server
 电源额定值 電源額定值 Power Rating: 每单元 每單元 Per Input:
 ~ 100 - 127 V; 50/60 Hz; 10 A (Not for China 非中国区使用) or
 ~ 200 - 240 V; 50/60 Hz; 5 A or ≡ 240 V; 5 A

企业标准号: Q/CJBA 10000-2022

超聚变数字技术有限公司 超聚變數字技術有限公司 中国制造 中國製造
 xFusion Digital Technologies Co., Ltd. MADE IN CHINA
 No. 99, Longhu Inner Ring North Road, Zhengzhou Area of China (Henan) Pilot Free
 Trade Zone, Henan Province, 450000, China

Remark: Above label is representative.

General product information:

The equipment under test is a server. 2 Units (Low-end Performance and High-end Performance configuration) were tested.

Test configuration

Product type	rack 2-socket servers
Models	2288 V8
Number of NUMA Nodes	1
Motherboard information:	BC16MBSC
The number of installed central processor units (CPUs):	High end: 2 Low end: 2
The numbers of cores per CPU:	High end: 112 Low end: 12
The numbers of threads per core:	High end: 1 Low end: 2
CPU frequency (GHz):	High end: 2.00 GHz Low end: 2.20 GHz
CPU Brand/ model:	High end: Intel(R) Xeon(R) 6746E Low end: Intel(R) Xeon(R) 6505P
Total DDR channels:	High end: 16 Low end: 16
Memory information:	High end: 32 pcs Hynix DDR5-64G-6400MT/s Low end: 16 pcs Samsung DDR5-32G-6400MT/s
Storage devices information:	High end: 2 pcs 480 GB SSD Low end: 2 pcs 8192 GB HDD
I/O Device Information	High end: Transition rate of the port: 1Gbps, Quantity :2 Low end: Transition rate of the port: 1Gbps, Quantity :2
Battery information:	High end: CR2032HT or BR2032 Low end: CR2032HT or BR2032
Expansion slot information:	/
Installed Operating System for Testing	High end: Windows Server 2022 Datacenter Low end: Windows Server 2022 Datacenter
The number/ Manufacture/ Name of PSU	High end: 2 pcs xFusion / PAC3000S12-T1 Low end: 2 pcs xFusion / PAC900S12-T1
Power Supply Output Rating (watts)	High end: 3000 W Low end: 900 W
Additional PSU (redundancy):	High end: 1+1 Low end: 1+1

2. Test parameters

Test Room

The test was carried out in a room that has an air speed close to the UUT of $\leq 0,5$ m/s. The ambient temperature and humidity were maintained at $25\text{ }^{\circ}\text{C} \pm 5\text{ }^{\circ}\text{C}$, and 15% to 80% throughout the test.

Supply Voltage

During the test, the input voltage tolerance to the EUT shall be as specified below:

- a) $\leq 1,0\%$ if power consumption is $\leq 1\ 500\text{ W}$;
- b) $\leq 4,0\%$ if power consumption is $> 1\ 500\text{ W}$.

For a.c. input voltages, the frequency tolerance shall be $\leq 1,0\%$ and the total harmonic distortion shall be as specified

below:

- a) $\leq 2,0\%$ if power consumption is $\leq 1\ 500\text{ W}$;
- b) $\leq 5,0\%$ if power consumption is $> 1\ 500\text{ W}$.

Power Measurement Accuracy

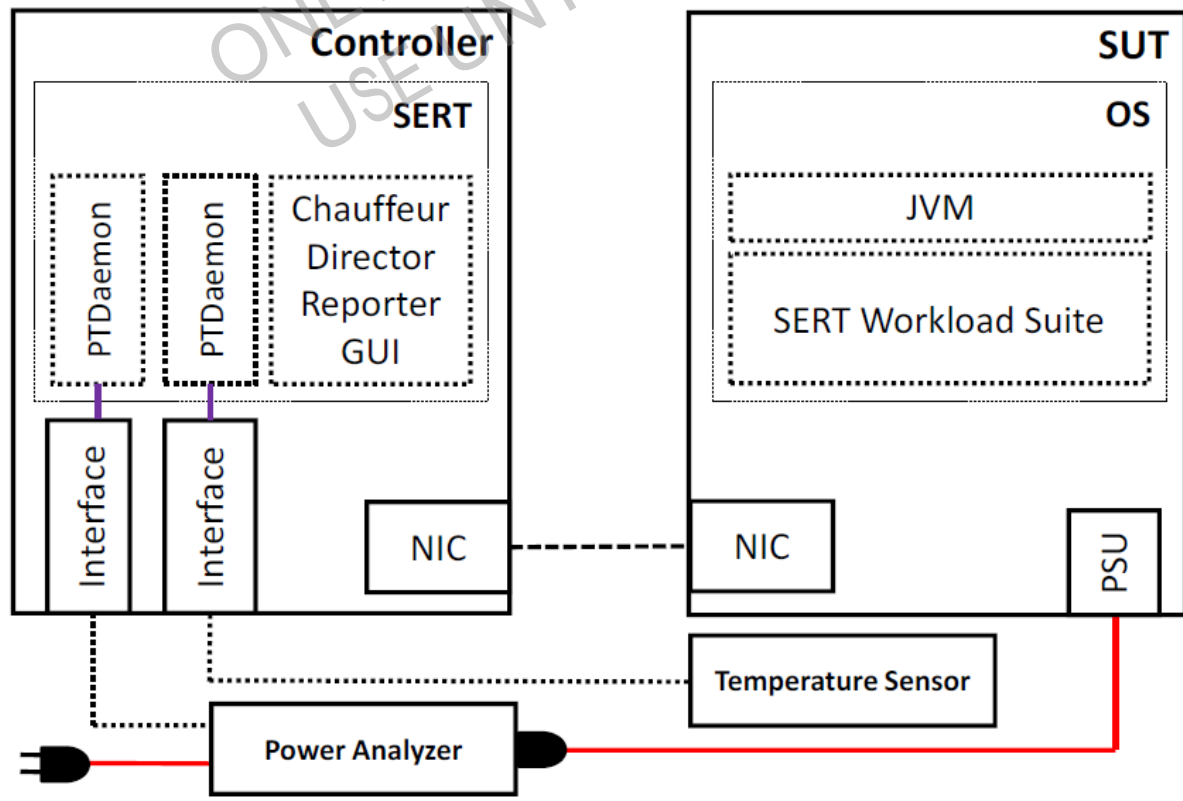
Power measurement accuracy of no greater than $1,0\%$;

Temperature sensor

The temperature sensor shall:

- a) have a temperature measurement accuracy of no greater than $\pm 0,5\text{ }^{\circ}\text{C}$ when measured no more than 50 mm in front of (upwind of) the main airflow inlet of the EUT;
- b) have a logging performance of minimum reading rate: four samples per minute.

Test Set-up



Clause	Requirement	Result – Remark	Verdict
Article 3	Ecodesign requirements and timetable		P
1	The ecodesign requirements for servers and online data storage products are set out in Annex II.		P
2	From 1 March 2020 servers shall comply with the ecodesign requirements set out in Annex II points 1.1.1, 1.2.1, 1.2.2, 2.1, 2.2, 3.1, 3.3 and 3.4	Refer to related clauses for details.	P
3	From 1 March 2020 online data storage products shall comply with the ecodesign requirements set out in Annex II points 1.1.1, 1.2.1, 1.2.2, 3.2, 3.3 and 3.4.		N/A
	(a) From 1 March 2021 servers and online data storage products shall comply with the ecodesign requirement set out in Annex II point 1.2.3.		P
	b) From 1 January 2023 servers and online data storage products shall comply with the ecodesign requirements set out in Annex II point 1.1.2.		P
	c) Compliance with ecodesign requirements shall be measured and calculated in accordance with the methods set out in Annex III.	Considered	P
Article 4	Conformity assessment		P
1	The conformity assessment procedure referred to in Article 8(2) of Directive 2009/125/EC shall be the internal design control set out in Annex IV to that Directive or the management system set out in Annex V to that Directive.		P
2	For the purposes of the conformity assessment pursuant to Article 8 of Directive 2009/125/EC, the technical documentation shall contain the information set out in point 3.4 of Annex II to this Regulation.		P
ANNEX II	Ecodesign requirements		P
1	SPECIFIC ECODESIGN REQUIREMENTS FOR SERVERS AND ONLINE DATA STORAGE PRODUCTS		P
1.1	PSU efficiency and power factor requirements		P
1.1.1	From 1 March 2020, for servers and online data storage products, with the exception of direct current servers and of direct current data storage products, the PSU efficiency at 10 %, 20 %, 50 % and 100 % of the rated load level and the power factor at 50 % of the rated load level shall not be less than the values reported in Table 1.		P
1.1.2	From 1 January 2023, for servers and online data storage products, with the exception of direct current servers and of direct current data storage products, the PSU efficiency at 10 %, 20 %, 50 % and 100 % of the rated load level and the power factor at 50 % of the rated load level shall not be less than the values reported in Table 2.		P

Table 1

Minimum PSU efficiency and power factor requirements from 1 March 2020

% of rated load	Minimum PSU efficiency				Minimum power factor
	10 %	20 %	50 %	100 %	
Multi output	—	88 %	92 %	88 %	0,90
Single output	—	90 %	94 %	91 %	0,95

Table 2

Minimum PSU efficiency and power factor requirements from 1 January 2023

% of rated load	Minimum PSU efficiency				Minimum power factor
	10 %	20 %	50 %	100 %	
Multi output	—	90 %	94 %	91 %	0,95
Single output	90 %	94 %	96 %	91 %	0,95

Power Efficiency and power factor

PSU information	Internal power supply	rated power output(W)	load	Power Factor	Efficiency
PSU information	PAC900S12-T1	900 W	10%	0.927	93.11%
			20%	0.955	95.54%
			50%	0.989	96.29%
			100%	0.997	94.53%
	PAC3000S12-T1	3000 W	10%	0.964	91.04%
			20%	0.992	94.60%
			50%	0.997	96.11%
			100%	0.998	94.63%
	XA3000	3000 W	10%	0.954	91.10%
			20%	0.986	94.65%
			50%	0.994	96.20%
			100%	0.997	94.85%
	PAC2000S12-T1	2000 W	10%	0.930	90.92%
			20%	0.976	94.41%
			50%	0.993	96.01%
			100%	0.997	94.95%

Internal Power supply information

Model number	Manufacturer	Input /Output rating	Power Supplies Installed	Power Supplies Installed for Redundancy:
PAC900S12-T1	xFusion	AC Input:	1+1	YES

		<p>~200-240V, 50/60 Hz, 5 A or 240VDC, 5A</p> <p>Output: 12VDC, 75A Max</p> <p>Total DC output: 900W Max</p> <p>Input: 100-27VAC, 50/60Hz, 10A</p> <p>Output: 12VDC, 37.5A Max</p> <p>Total DC output: 450W Max</p> <p>DC 12 V, 225 A Max. at 200-240 Vac or 240 Vdc.</p>		
PAC2000S12-T1	xFusion	<p>Input: ~230-240V, 50/60Hz, 10A or DC Input: DC 240V, 10A</p> <p>Output: DC 12.3V, 175A Max</p> <p>Total Output Power: 2148W Max. Or</p> <p>Input: ~220-230V, 50/60Hz, 10A</p> <p>Output: DC 12.3V, 163A Max</p> <p>Total Output Power: 2000W Max. Or</p> <p>Input: ~200-220V, 50/60Hz, 10A</p> <p>Output: DC 12.3V, 146A Max</p> <p>Total Output Power: 1800W Max. Or</p> <p>Input: ~100-127V, 50/60Hz, 10A</p> <p>Output: DC 12.3V, 73A Max</p> <p>Total Output Power: 900W Max.</p>	1+1	YES
PAC3000S12-T1, XA3000	xFusion	<p>AC Input: ~220-240V, 50/60Hz, 16A or DC Input: DC 240V, 16A</p> <p>DC output: DC 12.3V, 243.9A</p> <p>Max Total Output Power: 3000W Max. Or</p> <p>AC Input: ~200-220V, 50/60Hz, 16A</p> <p>DC output: DC 12.3V, 203.3A Max</p> <p>Total Output Power: 2500W Max. Or</p> <p>AC Input: ~100-127V, 50/60Hz, 16A</p> <p>DC output: DC 12.3V, 105.7A Max</p> <p>Total Output Power: 1300W Max.</p>	1+1	YES

1.2	Material efficiency requirements		P
1.2.1	From 1 March 2020, manufacturers shall ensure that joining, fastening or sealing techniques do not prevent the disassembly for repair or reuse purposes of the following components, when present: (a) data storage devices. (b) memory. (c) processor (CPU); (d) motherboard. (e) expansion card/graphic card. (f) PSU. (g) chassis. (h) Batteries.	By hand operation, by ESD wrist strap or ESD gloves, M3 philips screwdriver, protective gloves, ESD bag, flat-head screwdriver, fiber extractor and provide maintenance and service guide.	P
1.2.2	From 1 March 2020, a functionality for secure data deletion shall be made available for the deletion of data contained in all data storage devices of the product.	Product with this function See also provided in user manual	P
1.2.3	From 1 March 2021, the latest available version of the firmware shall be made available from two years after the placing on the market of the first product of a certain product model for a minimum period of eight years after the placing on the market of the last product of a certain product model, free of charge or at a fair, transparent and non-discriminatory cost. The latest available security update to the firmwares shall be made available from the time a product model is placed on the market until at least eight years after the placing on the market of the last product of a certain product model, free of charge.		P
2	SPECIFIC ECODESIGN REQUIREMENTS ONLY FOR SERVERS WITH ONE OR TWO PROCESSOR SOCKETS		P
2.1	Idle state power		P
	From 1 March 2020, the idle state power (<i>P_{idle}</i>) of servers, with the exception of resilient servers, HPC servers and servers with integrated APA, shall not exceed the value calculated using the following equation: $P_{idle} = P_{base} + \sum P_{add_i}$ where P_{base} is the basic idle state power allowance in Table 3, and $\sum P_{add_i}$ is the sum of the idle state power allowances for applicable, additional components, as determined per Table 4. For blade servers, <i>P_{idle}</i> is calculated as the total measured power divided by the number of installed blade servers in the tested blade chassis. For multi-node servers, the number of sockets are counted per node while <i>P_{idle}</i> is calculated as the total measured power divided by the number of installed nodes in the tested enclosure.	High end: $P_{idle} = P_{base} + \sum P_{add_i}$ =590.22 W Low end: $P_{idle} = P_{base} + \sum P_{add_i}$ =329.84 W	P

Table 3

Base idle state power allowances

Product type	Base idle state power allowance, P_{base} (W)
1-socket servers (neither blade nor multi-node servers)	25
2-socket servers (neither blade nor multi-node servers)	38
Blade or multi-node servers	40

Table 4

Additional Idle Power Allowances for Extra Components

System characteristics	Applies to	Additional idle power allowance
CPU Performance	All servers	1 socket: $10 \times \text{Perf}_{\text{CPU}}$ W 2 socket: $7 \times \text{Perf}_{\text{CPU}}$ W
Additional PSU	PSU installed explicitly for power redundancy	10 W per PSU
HDD or SSD	Per installed HDD or SSD	5,0 W per HDD or SSD
Additional memory	Installed memory greater than 4 GB	0,18 W per GB
Additional buffered DDR channel	Installed buffered DDR channels greater than 8 channels	4,0 W per buffered DDR channel
System characteristics	Applies to	Additional idle power allowance
Additional I/O devices	Installed devices greater than two ports of ≥ 1 Gbit, on-board Ethernet	< 1 Gb/s: No Allowance
		= 1 Gb/s: 2,0 W/Active Port
		> 1 Gb/s and < 10 Gb/s: 4,0 W/Active Port
		≥ 10 Gb/s and < 25Gb/s: 15,0 W/Active Port
		≥ 25 Gb/s and < 50Gb/s: 20,0 W/Active Port
		≥ 50 Gb/s 26,0 W/Active Port

2.2	Active state efficiency		P
	From 1 March 2020, the active state efficiency ($\text{Eff}_{\text{server}}$) of servers, with the exception of resilient servers, HPC servers and servers with integrated APA, shall not be lower than the values in Table 5.	$\text{Eff}_{\text{server}} > 9.5$	P

Table 5

Active state efficiency requirements

Product type	Minimum active state efficiency
1-socket servers	9,0
2-socket servers	9,5
Blade or multi-node servers	8,0

Clause	Requirement	Result – Remark	Verdict
3	INFORMATION TO BE PROVIDED BY MANUFACTURERS		P
3.1	From 1 March 2020, with the exception of custom made servers, made on a one-off basis, the following product information on servers shall be provided in the instruction manuals for installers and end-users (when present with the product), and on the free-access websites of manufacturers, their authorised representatives and importers from the time a product model is placed on the market until at least eight years after the placing on the market of the last product of a certain product model:		P

Clause	Requirement	Result – Remark	Verdict
	<p>(a) product type;</p> <p>(b) manufacturer's name, registered trade name and registered trade address at which they can be contacted;</p> <p>(c) product model number, and if applicable the low-end performance configuration and the high-end performance configuration model numbers;</p> <p>(d) year of manufacture;</p> <p>(e) PSU efficiency at 10 % (if applicable), 20 %, 50 % and 100 % of rated output power, with the exception of direct current servers, expressed in % and rounded to the first decimal place;</p> <p>(f) power factor at 50 % of the rated load level, with the exception of direct current servers, rounded to three decimal places;</p> <p>(g) PSU rated power output (Watts), rounded to the nearest integer. If a product model is part of a server product family, all PSUs offered in a server product family shall be reported with the information specified in (e) and (f);</p> <p>(h) idle state power, expressed in Watts and rounded to the first decimal place;</p> <p>(i) list of all components for additional idle power allowances, if any (additional PSU, HDDs or SSDs, additional memory, additional buffered DDR channels, additional I/O devices);</p> <p>(j) maximum power, expressed in Watts and rounded to the first decimal place;</p> <p>(k) declared operating condition class, as detailed in Table 6; (l) idle state power (Watts) at the higher boundary temperature of the declared operating condition class;</p> <p>(m) the active state efficiency and the performance in active state of the server;</p> <p>(n) information on the secure data deletion functionality referred to in point 1.2.2 of this Annex, including instructions on how to use the functionality, the techniques used and the supported secure data deletion standard(s), if any;</p> <p>(o) for blade servers, a list of recommended combinations with compatible chassis;</p> <p>(p) if a product model is part of a server product family, a list of all model configurations that are represented by the model shall be supplied.</p> <p>If a product model is part of a server product family, the product information required for items e) to m) under point 3.1 shall be reported for the low-end and high-end performance configurations of the server product family.</p>	<p>All items checked with compliance</p> <p>(j) High end: 606.4 W Low end: 509.4 W</p> <p>(k) High end: A2 Low end: A2</p>	P

Clause	Requirement	Result – Remark	Verdict
3.2	From 1 March 2020, with the exception of custom made data storage products, made on a one-off basis, the following product information on online data storage products shall be provided in the instruction manuals for installers and end-users (when present with the product), and on the free-access websites of manufacturers, their authorised representatives and importers from the time a product model is placed on the market until at least eight years after the placing on the market of the last product of a certain product model:	Not online data storage products.	N/A
	(a) product type; (b) manufacturer's name, registered trade name and registered trade address at which they can be contacted; (c) product model number; (d) year of manufacture; (e) PSU efficiency at 10 % (if applicable), 20 %, 50 % and 100 % of rated output power, with the exception of direct current online data storage products, expressed in % and rounded to the first decimal place; (f) power factor at 50 % of the rated load level, with the exception of direct current online data storage products, rounded to three decimal places; (g) declared operating condition class, as detailed in Table 6; it shall also be indicated that 'This product has been tested in order to verify that it will function within the boundaries (such as temperature and humidity) of the declared operating condition class'; (h) information on the data deletions tool(s) referred to in point 1.2.2 of this Annex, including instructions on how to use the functionality, the techniques used and the supported secure data deletion standard(s), if any.		N/A
3.3	From 1 March 2020, the following product information on servers and online data storage products shall be made available from the time a product model is placed on the market until at least eight years after the placing on the market of the last product of a certain product model free of charge by manufacturers, their authorised representatives and importers to third parties dealing with maintenance, repair, reuse, recycling and upgrading of servers (including brokers, spare parts repairers, spare parts providers, recyclers and third party maintenance) upon registration by the interested third party on a website provided:		P
	(a) indicative weight range (less than 5 g, between 5 g and 25 g, above 25 g) at component level, of the following critical raw materials: (a) Cobalt in the batteries; (b) Neodymium in the HDDs;	(a) The Cobalt in the batteries: High end: less than 5g; Low end: less than 5g; (b) The Neodymium in the HDD: High end: less than 5g; Low end: between 5g and 25 g,	P

Clause	Requirement	Result – Remark	Verdict
	(b) instructions on the disassembly operations referred to in point 1.2.1 of this Annex, including, for each necessary operation and component: (a) the type of operation; (b) the type and number of fastening technique(s) to be unlocked; (c) The tool(s) required.		P
	In the case of servers, if a product model is part of a server product family, the product information required for items a) and b) under point 3.3 shall be reported either for the product model or, alternatively, for the low-end and high-end configurations of the server product family.		P
3.4	From 1 March 2020, the following product information on servers and online data storage products shall be provided in the technical documentation for the purposes of conformity assessment pursuant to Article 4: (a) Information listed in points 3.1 and 3.3, in the case of servers (b) Information listed in points 3.2 and 3.3, in the case of data storage products		P

Table 6
Operating condition classes

Operating condition class	Dry bulb temp °C		Humidity range, non-condensing		Max dew point (°C)	Maximum rate of change (°C/hr)
	Allowable range	Recommended range	Allowable range	Recommended range		
A1	15- 32	18-27	- 12 °C Dew Point (DP) and 8 % relative humidity (RH) to 17 °C DP and 80 % RH	- 9 °C DP to 15 °C DP and 60 % RH	17	5/20
A2	10-35	18-27	- 12 °C DP and 8 % RH to 21 °C DP and 80 % RH	Same as A1	21	5/20
A3	5-40	18-27	- 12 °C DP and 8 % RH to 24 °C DP and 85 % RH	Same as A1	24	5/20
A4	5-45	18-27	- 12 °C DP and 8 % RH to 24 °C DP and 90 % RH	Same as A1	24	5/20

3. Measurements and calculations

Ambient temperature/Humidity	25.1°C / 53.0%
Air Speed (m/s)	0.01
Test Voltage and frequency	230 Vac 50 Hz
Total harmonic distortion of the electricity supply system	0.38% (230Vac 50Hz)
Frequency tolerance	Within 1%

Idle State Measurement			
Rated Input voltage (Vac)	Rated Frequency (Hz)	Measured input power (W)	Limit
High-end Performance configuration (25°C)			
230	50.00	334.0	590.22
High-end Performance configuration (35°C)			
230	50.00	361.4	N/A
Low-end Performance configuration (25°C)			
230	50.00	250.2	329.84
Low-end Performance configuration (35°C)			
230	50.00	273.3	N/A
NOTE:			

Active State Efficiency Measurement			
Configuration	Product Type	SERT Efficiency Score	Minimum Eff _{ACTIVE}
High-end Performance Configuration	rack 2-socket servers	39.4	9.5
Low-end Performance Configuration		40.0	9.5
Remark: Test voltage: 230V/50Hz			

4. Product Photos:



Figure 1 – overall view 1



Figure 2 – overall view 2



Figure 3 – Front view



Figure 4 –Back view



Figure 5 – Internal view 1 (Low end)



Figure 6 – Internal view 2 (Low end)




Figure 7– overall view of PSU (PAC3000S12-T1, XA3000)




Figure 8 –External view of PSU (PAC3000S12-T1, XA3000)



Figure 9– overall view of PSU (PAC2000S12-T1)



Figure 10– overall view of PSU (PAC2000S12-T1)



Figure 11– overall view of PSU (PAC900S12-T1)




Figure 12– overall view of PSU (PAC900S12-T1)