

Energy Efficiency Test Report

Product Name : Server
Product Model : See Page 3
Report Number : SYBH(G)08107061

Reliability Laboratory of xFusion Digital Technologies Co., Ltd.

Unit 1, Building 1, CIMC digital technology industrial park, Shouchang Road, Dongguan City,
Guangdong Province, China

Tel: +86 755 88976666

Fax: +86 755 88976666

Notice

1. The evaluation report is invalid if not marked with the signatures of the persons responsible for preparing and approving the report.
2. The evaluation report is invalid if there is any evidence of erasure and/or falsification.
3. The test report is only valid for the test samples.
4. The evaluation report, in part or in full, cannot be used for publicity and/or promotional purposes without prior written approval from the laboratory.

ONLY FOR . PROJECT BID
USE UNTIL 31 Mar 2026

Basic Information

Applicant:	xFusion Digital Technologies Co., Ltd.
Address:	9th Floor, Building 1, Zensun Boya Square, Longzihu Wisdom Island, Zhengdong New District, Zhengzhou, Henan Province, 450000, P.R.C
Manufacturer:	Same as applicant
Address:	Same as applicant
Product Name:	Server
Trademark:	xFusion
Product Model:	2258H V8*****, FusionServer 2258H V8***** (where * can be 0-9, a-z, A-Z, - or Blank for marketing purpose)
Rating(s):	Powered by PSU with model PAC2000S12-T1: 100-127VAC, 50/60Hz, 10A or 200-220VAC, 50/60Hz, 10A or 220-230VAC, 50/60Hz, 10A or 230-240VAC, 50/60Hz, 10A or 240VDC, 10A Powered by PSU with model PAC3000S12-T1: 100-127VAC, 50/60Hz, 16A or 200-220VAC, 50/60Hz, 16A or 220-240VAC, 50/60Hz, 16A or 240VDC, 16A
Rated temperature range:	High end: A2; Low end: A2
Standard:	COMMISSION REGULATION (EU) 2019/424 of 15 March 2019
Test Methods:	ETSI EN 303 470 V1.1.1 (2019-03) Generalized Test Protocol for Calculating the Energy Efficiency of Internal Ac-Dc and Dc-Dc Power Supplies Revision 6.7
COMPLIANCE VERDICT:	<input checked="" type="checkbox"/> PASS <input type="checkbox"/> FAIL <input type="checkbox"/> NO LIMIT

Approved by:

2025-04-16

Sun Yufeng

Date

Name

Signature

Prepared by:

2025-04-15

Zhang Hongfeng

Date

Name




Signature

Copy of Nameplate:

型号 型号 Model: 2258H V8
名称 名稱 Name: 服务器 伺服器 Server
电源额定值 電源額定值 Power Rating: 每单元 每單元 Per Input:
~ 100 – 127 V; 50/60 Hz; 16 A (Not for China 非中国区使用) or
~ 200 – 220 V; 50/60 Hz; 16 A or ~ 220 – 240 V; 50/60 Hz; 16 A or
≡ 240 V; 16 A

企业标准号: Q/CJBA 10000-2022

超聚变数字技术有限公司 超聚變數字技術有限公司 中国制造 中國製造
xFusion Digital Technologies Co., Ltd. MADE IN CHINA
9th Floor, Building 1, Zensun Boya Square, Longzihu Wisdom Island, Zhengdong
New District, Zhengzhou, Henan Province, 450000, P.R.C



Other nameplate information only differs in model name and input specifications.

ONLY FOR . PROJECT BID
USE UNTIL 31 Mar 2026

Modification Record

No.	Report No.	Modification Description
1	08107061	First report

ONLY FOR . PROJECT BID
USE UNTIL 31 Mar 2026

REPORT BODY CONTENT**TEST RECORD GENERAL INFORMATION**

		7
1	General Product Information	7
2	Test Conditions	7
2.1	Environmental Conditions	7
2.2	Test Voltage	7
2.3	Cooling	8
3	Test Configuration	8
3.1	Configuration in the server product family:	8
3.2	Software Version:	9
3.3	Internal Power supply information	9
4	Power Consumption Measured	10
4.1	Internal Power Supply Test Data	10
4.2	Detailed Test Result for Server Product	11
5	Clauses for details	13
6	Associated Equipment Used	20
7	Photographs of EUT	21

ONLY FOR . PROJECT BID
USE UNTIL 31 Mar 2026

TEST RECORD GENERAL INFORMATION

Standard	<input checked="" type="checkbox"/> COMMISSION REGULATION (EU) 2019/424 of 15 March 2019 <input checked="" type="checkbox"/> Generalized Test Protocol for Calculating the Energy Efficiency of Internal Ac-Dc and Dc-Dc Power Supplies Revision 6.7 <input checked="" type="checkbox"/> ETSI EN 303 470 V1.1.1 (2019-03)
Test Site	Reliability Laboratory of xFusion Digital Technologies Co., Ltd.
Address	Unit 1, Building 1, CIMC digital technology industrial park, Shouchang Road, Dongguan City, Guangdong Province, China
Test Number:	SYBH(A)08107061
Date of Receipt Sample	2025-04-01
Start of Test	2024-04-02
End Date of Test	2024-04-10
Tested by	Zhang Hongfeng <i>ZhangHongfeng</i>
Reviewed by	Sun Yufeng <i>SunYufeng</i>

1 General Product Information

Name	Model
Server	2258H V8*****, FusionServer 2258H V8***** (where * can be 0-9, a-z, A-Z, - or Blank for marketing purpose)
Note:	<p>1. All models of hardware are the same. Only product models are different. All tests are performed on the 2258H V8.</p>

2 Test Conditions

2.1 Environmental Conditions

Criteria	Specified Conditions:	Test Conditions
Ambient Temperature:	20°C - 30°C	25°C
Relative Humidity:	15% - 80%	60%

2.2 Test Voltage

Criteria	Specified Conditions:		Test Conditions
	Input power ≤ 1500W	Input power > 1500W	
AC Voltage:	230V±1%, 50Hz±1%	230V±4%, 50Hz±1%	230V, 50Hz
THD of voltage	≤2%	≤5%	0.37%

2.3 Cooling

Fan(s) normally run to adapt ambient temperature.

3 Test Configuration

3.1 Configuration in the server product family:

Product type	Rack 2-socket server
Models	2258H V8
Number of NUMA Nodes	/
Motherboard information:	BC16MBSB
The number of installed central processor units (CPUs):	High end: 2 Low end: 2
The number of cores per CPU:	High end: 128 Low end: 16
The number of threads per core:	High end: 2 Low end: 2
CPU frequency (GHz):	High end: 2.70GHz Low end: 3.65GHz
CPU Brand/ model:	High end: AMD EPYC 9755 128-Core Processor Low end: AMD EPYC 9135 16-Core Processor
Total DDR channels:	High end: 24 Low end: 24
Memory information:	High end: 24 pcs Hynix DDR5-96GB-6400MT/s Low end: 24 pcs Samsung DDR5-32GB-6400MT/s
Storage devices information:	High end: 2 pcs 480GB SSD Low end: 2 pcs 8192GB HDD
I/O Device Information	High end: Transition rate of the port: 1Gbps, Quantity :2 Low end: Transition rate of the port: 1Gbps, Quantity :2
Battery information:	High end: CR2032HT or BR2032 Low end: CR2032HT or BR2032
Expansion slot information:	/
Installed Operating System for Testing	High end: Red Hat Enterprise Linux 9.4 Low end: Red Hat Enterprise Linux 9.4
The number/ Manufacture/ Name of PSU	High end: 2 pcs xFusion/ PAC3000S12-T1 Low end: 2 pcs xFusion/ PAC2000S12-T1
Power Supply Output Rating* (watts)	High end: 3000 W Low end: 2000 W
Additional PSU (redundancy):	High end: 1+1 Low end: 1+1

3.2 Software Version:

Java™ revision and source used;	Oracle Corporation 1.8.0_141-b15
SERTTM tool suite revisions	SERT-2.0.8

3.3 Internal Power supply information

Model number	Manufacturer	Input /Output rating	Power Supplies Installed	Power Supplies Installed for Redundancy:
PAC3000S12-T1 (High end testing power supply)	xFusion	Input: ~220-240V, 50/60Hz, 16A or DC Input: DC 240V, 16A output: DC 12.3V, 243.9A Max Total Output Power: 3000W Max. Or Input: ~200-220V, 50/60Hz, 16A output: DC 12.3V, 203.3A Max Total Output Power: 2500W Max. Or Input: ~100-127V, 50/60Hz, 16A output: DC 12.3V, 105.7A Max Total Output Power: 1300W Max.	1+1	YES
PAC2000S12-T1 (Low end testing power supply)	xFusion	Input: ~230-240V, 50/60Hz, 10A or DC Input: DC 240V, 10A Output: DC 12.3V, 175A Max Total Output Power: 2150W Max. Or Input: ~220-230V, 50/60Hz, 10A Output: DC 12.3V, 163A Max Total Output Power: 2000W Max. Or Input: ~200-220V, 50/60Hz, 10A Output: DC 12.3V, 146A Max Total Output Power: 1800W Max. Or Input: ~100-127V, 50/60Hz, 10A Output: DC 12.3V, 73A Max Total Output Power: 900W Max.	1+1	YES

4 Power Consumption Measured

4.1 Internal Power Supply Test Data

Specific test data for internal power supply as below:

Internal power supply	rated power output(W)	load	Power Factor	Efficiency
PAC3000S12-T1 (High end testing power supply)	3000W	10%	0.9645	91.04%
		20%	0.9923	94.60%
		50%	0.9971	96.11%
		100%	0.9988	94.63%
PAC2000S12-T1 (Low end testing power supply)	2000 W	10%	0.9300	90.92%
		20%	0.9765	94.41%
		50%	0.9936	96.01%
		100%	0.9970	94.95%

ONLY FOR . PROJECT BID
USE UNTIL 31 Mar 2026

4.2 Detailed Test Result for Server Product

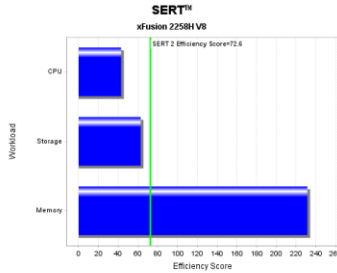
(Extract of summary of SERTTM Report)

High end:

SERT™ Report
 Copyright © 2007-2025 Standard Performance Evaluation Corporation (SPEC). All rights reserved.
 The SERT license agreement prohibits the use of numerical information from this report to make public comparisons promoting the use of one product over another.

xFusion 2258H V8			
Test Sponsor	Reliability Laboratory of xFusion Digital Technologies Co., Ltd.	Software Availability	Jan-2025
Tested By	Jeff Zhang	Hardware/Firmware Availability	Jan-2025
SPEC License #	0	System Source	Single Supplier
Test Location	Unit 1, Building 1, CIMC digital technology industrial park, Shouchang Road, Dongguan City, Guangdong Province, China	Test Date	Apr 8, 2025
SERT 2 Efficiency Score	72.6		

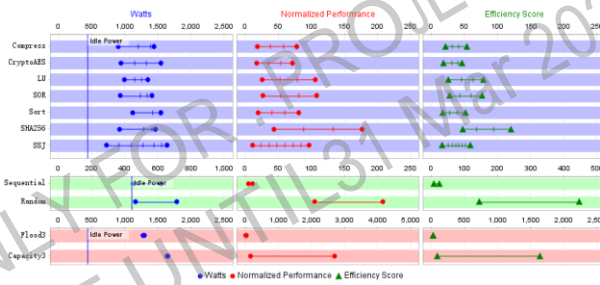
Summary



Aggregate SUT Data	
Model	xFusion 2258H V8
Number of Nodes	1
CPU Name	AMD EPYC 9755 128-Core Processor
Total Number of Processors	2
Total Number of Cores	256
Total Number of Threads	512
Total Physical Memory	2,304.0 GB
Total Number of Memory DIMMs	24
Total Number of Storage Devices	2

Workload Efficiency Score			
CPU	Storage	Memory	Idle Watts
43.0	62.8	231.4	443.5

Worklet Summary



Workload	Worklet	Normalized Peak Performance	Watts at Lowest Load Level	Watts at Highest Load Level	Worklet Efficiency Score
CPU	Compress	78.952	905.7	1,447.0	35.811
	CryptoAES	72.860	948.5	1,546.0	32.829
	LU	107.122	997.1	1,357.7	49.784
	SQR	108.974	941.7	1,418.0	49.458
	Sort	81.594	1,126.4	1,550.7	32.332
	SHA256	178.056	931.9	1,468.7	78.503
	SSJ	97.469	728.4	1,648.5	36.848
Storage	Sequential	11.717	456.3	621.2	15.400
	Random	209.034	468.0	717.0	256.118
Memory	Flood3	42.919	1,280.2	1,303.0	32.492
	Capacity3	2,727.405	1,642.9	1,655.4	1,647.581
Idle	Idle	n/a	443.5	443.5	n/a

Line Standard	230V / 50 Hz / 1 phase / 2 wires
Elevation (m)	500
Minimum Temperature (°C)	24.9

Low end :

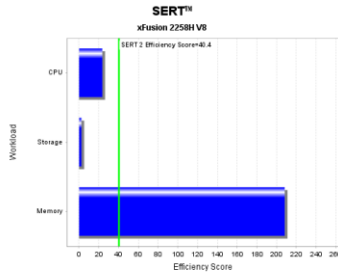
SERT™ Report

Copyright © 2007-2025 Standard Performance Evaluation Corporation (SPEC). All rights reserved.

The SERT license agreement prohibits the use of numerical information from this report to make public comparisons promoting the use of one product over another.

Test Sponsor Reliability Laboratory of xFusion Digital Technologies Co., Ltd.		Software Availability	Jan-2025
Tested By Jeff Zhang		Hardware/Firmware Availability	Jan-2025
SPEC License # 0		System Source	Single Supplier
Test Location Unit 1, Building 1, CIMC digital technology industrial park, Shouchang Road, Dongguan City, Guangdong Province, China		Test Date	Apr 2, 2025
SERT 2 Efficiency Score 40.4			

Summary



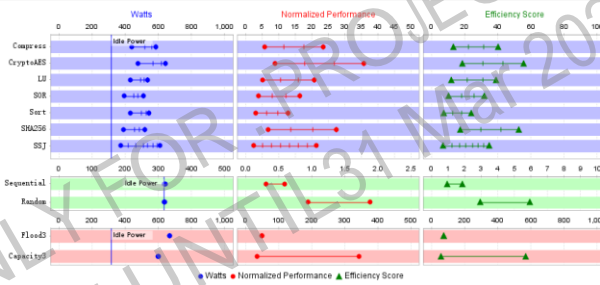
Aggregate SUT Data

Model	xFusion 2258H V8
Number of Nodes	1
CPU Name	AMD EPYC 9135 16-Core Processor
Total Number of Processors	2
Total Number of Cores	32
Total Number of Threads	64
Total Physical Memory	768.0 GB
Total Number of Memory DIMMs	24
Total Number of Storage Devices	2

Workload Efficiency Score

CPU	23.5	Storage	2.4	Memory	208.2	Idle Watts	317.2
------------	------	----------------	-----	---------------	-------	-------------------	-------

Worklet Summary



Workload	Worklet	Normalized Peak Performance	Watts at Lowest Load Level	Watts at Highest Load Level	Worklet Efficiency Score
CPU	Compress	23.710	440.1	585.6	25.035
	CryptoAES	36.016	479.3	645.5	34.625
	LU	20.994	435.0	536.1	23.936
	SQB	16.559	395.4	512.7	20.003
	Sort	13.115	431.9	544.1	14.533
	SHA256	27.548	392.5	521.2	32.971
	SSJ	21.484	376.9	610.6	20.039
Storage	Sequential	0.595	318.0	323.2	1.354
	Random	1.894	318.7	320.2	4.202
Memory	Flood3	50.331	668.5	668.8	75.765
	Capacity3	344.677	600.9	602.3	572.314
Idle	Idle	n/a	317.2	317.2	n/a

Line Standard	230V / 50 Hz / 1 phase / 2 wires
Elevation (m)	500
Minimum Temperature (°C)	25.6

5 Clauses for details

Article 3	Ecodesign requirements and timetable				P																							
1.	The ecodesign requirements for servers and online data storage products are set out in Annex II.				P																							
2.	From 1 March 2020 servers shall comply with the ecodesign requirements set out in Annex II points 1.1.1, 1.2.1, 1.2.2, 2.1, 2.2, 3.1, 3.3 and 3.4.		Refer to related clauses for details		P																							
3.	From 1 March 2020 online data storage products shall comply with the ecodesign requirements set out in Annex II points 1.1.1, 1.2.1, 1.2.2, 3.2, 3.3 and 3.4.				N/A																							
a.	From 1 March 2021 servers and online data storage products shall comply with the ecodesign requirement set out in Annex II point 1.2.3				P																							
b.	From 1 January 2023 servers and online data storage products shall comply with the ecodesign requirements set out in Annex II point 1.1.2.		See Annex II point 1.1.2		P																							
c.	Compliance with ecodesign requirements shall be measured and calculated in accordance with the methods set out in Annex III.		Considered		P																							
Annex II	Ecodesign requirements																											
1.	SPECIFIC ECODSIGN REQUIREMENTS FOR SERVERS AND ONLINE DATA STORAGE PRODUCTS				P																							
1.1	PSU efficiency and power factor requirements				P																							
1.1.1	From 1 March 2020, for servers and online data storage products, with the exception of direct current servers and of direct current data storage products:		See 4.1 for details		P																							
<p style="text-align: center;">Table 1 Minimum PSU efficiency and power factor requirements from 1 March 2020</p> <table border="1" style="width: 100%; border-collapse: collapse;"> <thead> <tr> <th rowspan="2"></th> <th colspan="4">Minimum PSU efficiency</th> <th>Minimum power factor</th> </tr> <tr> <th>10 %</th> <th>20 %</th> <th>50 %</th> <th>100 %</th> <th>50 %</th> </tr> </thead> <tbody> <tr> <td>Multi output</td> <td>—</td> <td>88 %</td> <td>92 %</td> <td>88 %</td> <td>0.90</td> </tr> <tr> <td>Single output</td> <td>—</td> <td>90 %</td> <td>94 %</td> <td>91 %</td> <td>0.95</td> </tr> </tbody> </table>							Minimum PSU efficiency				Minimum power factor	10 %	20 %	50 %	100 %	50 %	Multi output	—	88 %	92 %	88 %	0.90	Single output	—	90 %	94 %	91 %	0.95
	Minimum PSU efficiency				Minimum power factor																							
	10 %	20 %	50 %	100 %	50 %																							
Multi output	—	88 %	92 %	88 %	0.90																							
Single output	—	90 %	94 %	91 %	0.95																							
1.1.2	From 1 January 2023, for servers and online data storage products, with the exception of direct current servers and of direct current data storage products:		See 4.1 for details		P																							
<p style="text-align: center;">Table 2 Minimum PSU efficiency and power factor requirements from 1 January 2023</p> <table border="1" style="width: 100%; border-collapse: collapse;"> <thead> <tr> <th rowspan="2"></th> <th colspan="4">Minimum PSU efficiency</th> <th>Minimum power factor</th> </tr> <tr> <th>10 %</th> <th>20 %</th> <th>50 %</th> <th>100 %</th> <th>50 %</th> </tr> </thead> <tbody> <tr> <td>Multi output</td> <td>—</td> <td>90 %</td> <td>94 %</td> <td>91 %</td> <td>0.95</td> </tr> <tr> <td>Single output</td> <td>90 %</td> <td>94 %</td> <td>96 %</td> <td>91 %</td> <td>0.95</td> </tr> </tbody> </table>							Minimum PSU efficiency				Minimum power factor	10 %	20 %	50 %	100 %	50 %	Multi output	—	90 %	94 %	91 %	0.95	Single output	90 %	94 %	96 %	91 %	0.95
	Minimum PSU efficiency				Minimum power factor																							
	10 %	20 %	50 %	100 %	50 %																							
Multi output	—	90 %	94 %	91 %	0.95																							
Single output	90 %	94 %	96 %	91 %	0.95																							
1.2	Material efficiency requirements				P																							
1.2.1	From 1 March 2020, manufacturers shall ensure that joining, fastening or sealing techniques do not prevent the disassembly for repair or reuse purposes of the following components, when present: data storage devices, memory, processor (CPU), motherboard, expansion card/graphic card, PSU, chassis, batteries.		By hand operation, by ESD wrist strap or ESD gloves, M3 philips screwdriver, protective gloves, ESD bag, flat-head screwdriver, fiber extractor, and also		P																							

		provide maintenance and service guide.									
1.2.2	From 1 March 2020, a functionality for secure data deletion shall be made available for the deletion of data contained in all data storage devices of the product.		P								
1.2.3	From 1 March 2021, the latest available version of the firmware shall be made available from two years after the placing on the market of the first product of a certain product model for a minimum period of eight years after the placing on the market of the last product of a certain product model, free of charge or at a fair, transparent and non-discriminatory cost. The latest available security update to the firmwares shall be made available from the time a product model is placed on the market until at least eight years after the placing on the market of the last product of a certain product model, free of charge.	Download from https://support.xfusion.com website	P								
2.	SPECIFIC ECODESIGN REQUIREMENTS ONLY FOR SERVERS WITH ONE OR TWO PROCESSOR SOCKETS		P								
2.1	Idle state power	Rack 2-socket server	P								
	<p>From 1 March 2020, the idle state power (P_{idle}) of servers, with the exception of resilient servers, HPC servers and servers with integrated APA, shall not exceed the value calculated using the following equation:</p> $P_{idle} = P_{base} + \sum P_{add_i}$ <ol style="list-style-type: none"> where P_{base} is the basic idle state power allowance in Table 3; $\sum P_{add_i}$ is the sum of the idle state power allowances for applicable, additional components, as determined per Table 4. For blade servers, P_{idle} is calculated as the total measured power divided by the number of installed blade servers in the tested blade chassis. For multi-node servers, the number of sockets are counted per node while P_{idle} is calculated as the total measured power divided by the number of installed nodes in the tested enclosure. 	<p>High end: Measured P_{idle} : 443.5 W Limit P_{idle} : 837.00 W</p> <p>Low end: Measured P_{idle} : 317.2 W Limit P_{idle} : 424.02 W</p>	P								
	<p>Table 3 Base idle state power allowances</p> <table border="1"> <thead> <tr> <th>Product type</th> <th>Base idle state power allowance, P_{sig} (W)</th> </tr> </thead> <tbody> <tr> <td>1-socket servers (neither blade nor multi-node servers)</td> <td>25</td> </tr> <tr> <td>2-socket servers (neither blade nor multi-node servers)</td> <td>38</td> </tr> <tr> <td>Blade or multi-node servers</td> <td>40</td> </tr> </tbody> </table>	Product type	Base idle state power allowance, P_{sig} (W)	1-socket servers (neither blade nor multi-node servers)	25	2-socket servers (neither blade nor multi-node servers)	38	Blade or multi-node servers	40		-
Product type	Base idle state power allowance, P_{sig} (W)										
1-socket servers (neither blade nor multi-node servers)	25										
2-socket servers (neither blade nor multi-node servers)	38										
Blade or multi-node servers	40										

Table 4 Additional Idle Power Allowances for Extra Components			
System characteristics	Applies to	Additional idle power allowance	
CPU Performance	All servers	1 socket: 10 × Perf _{cpu} W 2 socket: 7 × Perf _{cpu} W	
Additional PSU	PSU installed explicitly for power redundancy	10 W per PSU	
HDD or SSD	Per installed HDD or SSD	5,0 W per HDD or SSD	
Additional memory	Installed memory greater than 4 GB	0,18 W per GB	
Additional buffered DDR channel	Installed buffered DDR channels greater than 8 channels	4,0 W per buffered DDR channel	
System characteristics	Applies to	Additional idle power allowance	
Additional I/O devices	Installed devices greater than two ports of ≥ 1 Gbit, on-board Ethernet	≤ 1 Gb/s: No Allowance	
		= 1 Gb/s: 2,0 W/Active Port	
		> 1 Gb/s and < 10 Gb/s: 4,0 W/Active Port	
		≥ 10 Gb/s and < 25Gb/s: 15,0 W/Active Port	
		> 25 Gb/s and < 50Gb/s: 20,0 W/Active Port	
		≥ 50 Gb/s: 26,0 W/Active Port	

2.2	Active state efficiency	Rack 2-socket server	P								
	<p>From 1 March 2020, the active state efficiency (Eff_{server}) of servers, with the exception of resilient servers, HPC servers and servers with integrated APA, shall not be lower than the values in Table 5.</p> <p>Table 5 Active state efficiency requirements</p> <table border="1"> <thead> <tr> <th>Product type</th> <th>Minimum active state efficiency</th> </tr> </thead> <tbody> <tr> <td>1-socket servers</td> <td>9,0</td> </tr> <tr> <td>2-socket servers</td> <td>9,5</td> </tr> <tr> <td>Blade or multi-node servers</td> <td>8,0</td> </tr> </tbody> </table>	Product type	Minimum active state efficiency	1-socket servers	9,0	2-socket servers	9,5	Blade or multi-node servers	8,0	<p>Server product type:</p> <p><input type="checkbox"/> 1-socket;</p> <p><input checked="" type="checkbox"/> 2-socket;</p> <p><input type="checkbox"/> Blade or multi-node</p> <p>High end:</p> <p>Test result Eff_{server}: 72.6</p> <p>Min. Eff_{server}: 9.5</p> <p>Low end:</p> <p>Test result Eff_{server}: 40.4</p> <p>Min. Eff_{server}: 9.5</p>	P
Product type	Minimum active state efficiency										
1-socket servers	9,0										
2-socket servers	9,5										
Blade or multi-node servers	8,0										
	The active state efficiency (Eff _{server}) of servers shall be calculated as:										
	$Eff_{server} = \exp [W_{cpu} \times \ln (Eff_{cpu}) + W_{Memory} \times \ln (Eff_{Memory}) + W_{Storage} \times \ln (Eff_{Storage})]$ <p>where: W_{CPU}, W_{Memory} and W_{Storage} are the weightings applied to the CPU, Memory and Storage worklets respectively, as follows:</p> <ul style="list-style-type: none"> - W_{CPU} is the weighting assigned to the CPU worklets = 0.65; - W_{Memory} is the weighting assigned to the Memory worklets = 0.30; - W_{Storage} is the weighting assigned to the Storage worklets = 0.05; 										
3.	INFORMATION TO BE PROVIDED BY MANUFACTURERS		P								
3.1	<p>From 1 March 2020, with the exception of custom made servers, made on a one-off basis, the following product information on servers shall be provided in the instruction manuals for installers and end-users (when present with the product), and on the free-access websites of manufacturers, their authorised representatives and importers from the time a product model is placed on the market until at least eight years after the placing on the market of the last product of a certain product model:</p>		P								
	a. product type:	Rack 2-socket server	P								

	b. manufacturer's name, registered trade name and registered trade address at which they can be contacted:	xFusion Digital Technologies Co., Ltd. 9th Floor, Building 1, Zensun Boya Square, Longzihu Wisdom Island, Zhengdong New District, Zhengzhou, Henan Province, 450000, P.R.C Tel: 400-009-8999 Email: support@xfusion.com	P
	c. product model number, and if applicable the low-end performance configuration and the high-end performance configuration model numbers:		P
	d. year of manufacture:	2025	P
	e. PSU efficiency at 10 % (if applicable), 20 %, 50 % and 100 % of rated output power, rounded to the first decimal place:	See 4.1 for details	P
	f. power factor at 50 % of the rated load level, rounded to three decimal places:	See 4.1 for details	P
	g. PSU rated power output (Watts), rounded to the nearest integer:	See 4.1 for details	P
	h. idle state power, expressed in Watts and rounded to the first decimal place:	High end: 443.5 W; Low end: 317.2 W	P
	i. list of all components for additional idle power allowances, if any:	Additional components list below: High end: 2 units PSU; 2 units or SSDs; 2304 units Memory; 24 units DDR channels; Low end: 2 units PSU; 2 units HDDs; 768 units Memory; 24 units DDR channels;	P
	j. maximum power, expressed in Watts and rounded to the first decimal place:	High end: 1655.4 W Low end: 668.8 W	P

	<p>k. declared operating condition class, as detailed in Table 6:</p> <p style="text-align: center;">Table 6 Operating condition classes</p> <table border="1" style="width: 100%; border-collapse: collapse;"> <thead> <tr> <th rowspan="2">Operating condition class</th> <th colspan="2">Dry bulb temp °C</th> <th colspan="2">Humidity range, non-condensing</th> <th rowspan="2">Mix dew point (°C)</th> <th rowspan="2">Maximum rate of change (°C/hr)</th> </tr> <tr> <th>Allowable range</th> <th>Recommended range</th> <th>Allowable range</th> <th>Recommended range</th> </tr> </thead> <tbody> <tr> <td>A1</td> <td>15-32</td> <td>18-27</td> <td>-12 °C Dew Point (DP) and 8 % relative humidity (RH) to 17 °C DP and 80 % RH</td> <td>-9 °C DP to 15 °C DP and 60 % RH</td> <td>17</td> <td>5/20</td> </tr> <tr> <td>A2</td> <td>10-35</td> <td>18-27</td> <td>-12 °C DP and 8 % RH to 21 °C DP and 80 % RH</td> <td>Same as A1</td> <td>21</td> <td>5/20</td> </tr> <tr> <td>A3</td> <td>5-40</td> <td>18-27</td> <td>-12 °C DP and 8 % RH to 24 °C DP and 85 % RH</td> <td>Same as A1</td> <td>24</td> <td>5/20</td> </tr> <tr> <td>A4</td> <td>5-45</td> <td>18-27</td> <td>-12 °C DP and 8 % RH to 24 °C DP and 90 % RH</td> <td>Same as A1</td> <td>24</td> <td>5/20</td> </tr> </tbody> </table>	Operating condition class	Dry bulb temp °C		Humidity range, non-condensing		Mix dew point (°C)	Maximum rate of change (°C/hr)	Allowable range	Recommended range	Allowable range	Recommended range	A1	15-32	18-27	-12 °C Dew Point (DP) and 8 % relative humidity (RH) to 17 °C DP and 80 % RH	-9 °C DP to 15 °C DP and 60 % RH	17	5/20	A2	10-35	18-27	-12 °C DP and 8 % RH to 21 °C DP and 80 % RH	Same as A1	21	5/20	A3	5-40	18-27	-12 °C DP and 8 % RH to 24 °C DP and 85 % RH	Same as A1	24	5/20	A4	5-45	18-27	-12 °C DP and 8 % RH to 24 °C DP and 90 % RH	Same as A1	24	5/20	<p>High end: A2 Low end: A2</p>	<p>P</p>
Operating condition class	Dry bulb temp °C		Humidity range, non-condensing		Mix dew point (°C)	Maximum rate of change (°C/hr)																																				
	Allowable range	Recommended range	Allowable range	Recommended range																																						
A1	15-32	18-27	-12 °C Dew Point (DP) and 8 % relative humidity (RH) to 17 °C DP and 80 % RH	-9 °C DP to 15 °C DP and 60 % RH	17	5/20																																				
A2	10-35	18-27	-12 °C DP and 8 % RH to 21 °C DP and 80 % RH	Same as A1	21	5/20																																				
A3	5-40	18-27	-12 °C DP and 8 % RH to 24 °C DP and 85 % RH	Same as A1	24	5/20																																				
A4	5-45	18-27	-12 °C DP and 8 % RH to 24 °C DP and 90 % RH	Same as A1	24	5/20																																				
	<p>l. idle state power (Watts) at the higher boundary temperature of the declared operating condition class:</p>	<p>High end: 598.2 W Low end: 393.3 W</p>	<p>P</p>																																							
	<p>m. the active state efficiency and the performance in active state of the server:</p>	<p>High end: 72.6 Low end: 40.4</p>	<p>P</p>																																							
	<p>n. information on the secure data deletion functionality referred to in point 1.2.2 of this Annex, including instructions on how to use the functionality, the techniques used and the supported secure data deletion standard(s), if any:</p>		<p>P</p>																																							
	<p>o. for blade servers, a list of recommended combinations with compatible chassis:</p>		<p>N/A</p>																																							
	<p>p. if a product model is part of a server product family, a list of all model configurations that are represented by the model shall be supplied:</p>		<p>P</p>																																							
	<p>If a product model is part of a server product family, the product information required for items e) to m) under point 3.1 shall be reported for the low-end and high-end performance configurations of the server product family.</p>	<p>See above</p>	<p>P</p>																																							
<p>3.2</p>	<p>From 1 March 2020, with the exception of custom made data storage products, made on a one-off basis, the following product information on online data storage products shall be provided:</p>		<p>N/A</p>																																							
	<p>in the instruction manuals for installers and end-users (when present with the product), and</p>		<p>N/A</p>																																							
	<p>and on the free-access websites of manufacturers, their authorised representatives and importers from the time a product model is placed on the market until at least eight years after the placing on the market of the last product of a certain product model</p>		<p>N/A</p>																																							
	<p>a. product type:</p>		<p>N/A</p>																																							
	<p>b. manufacturer's name, registered trade name and registered trade address at which they can be contacted:</p>		<p>N/A</p>																																							
	<p>c. product model number:</p>		<p>N/A</p>																																							
	<p>d. year of manufacture:</p>		<p>N/A</p>																																							

	e. PSU efficiency at 10 % (if applicable), 20 %, 50 % and 100 % of rated output power, rounded to the first decimal place:		N/A
	f. Power factor at 50 % of the rated load level, rounded to three decimal places:		N/A
	g. declared operating condition class, as detailed in Table 6:		N/A
	h. information on the data deletions tool(s) referred to in point 1.2.2 of this Annex, including instructions on how to use the functionality, the techniques used and the supported secure data deletion standard(s), if any:		N/A
3.3	From 1 March 2020 , the following product information on servers and online data storage products shall be made available from the time a product model is placed on the market until at least eight years after the placing on the market of the last product of a certain product model free of charge by manufacturers, their authorised representatives and importers to third parties dealing with maintenance, repair, reuse, recycling and upgrading of servers (including brokers, spare parts repairers, spare parts providers, recyclers and third party maintenance) upon registration by the interested third party on a website provided:		P
	Realisation of above	Written declaration and document with data provided	P
a)	indicative weight range (less than 5 g, between 5 g and 25 g, above 25 g) at component level, of the following critical raw materials:		P
	a. Cobalt in the batteries;	High end: less than 5g; Low end: less than 5g;	P
	b. Neodymium in the HDDs.	High end: less than 5g; Low end: between 5 g and 25 g,	P
b)	instructions on the disassembly operations referred to in point 1.2.1 of this Annex, including, for each necessary operation and component:		P
	a. the type of operation;	By hand operation	P
	b. the type and number of fastening technique(s) to be unlocked;	See Maintenance and Service Guide Chapter 7 for details	P
	c. the tool(s) required.	ESD wrist strap or ESD gloves M3 Phillips screwdriver Protective gloves ESD bag Flat-head screwdriver Fiber extractor	P
	In the case of servers, if a product model is part of a server product family, the product information required for items a) and b) under point 3.3 shall be reported either for the product model or,		P

	alternatively, for the low-end and high-end configurations of the server product family		
3.4	From 1 March 2020 , the following product information on servers and online data storage products shall be provided in the technical documentation for the purposes of conformity assessment pursuant to Article 4:	Written declaration provided to establish such	P
	a. Information listed in points 3.1 and 3.3, in the case of servers;	Considered	P
	b. Information listed in points 3.2 and 3.3, in the case of data storage products.		N/A

ONLY FOR . PROJECT BID
USE UNTIL 31 Mar 2026

6 Associated Equipment Used

Equipment	S/N No.	Model	Brand/Manufacturer	Calibration due date
AC Power Source	643000001027	6430	Chroma	2025-11-12
Digital Power Meter	C2QH04080V	WT310	YOKOGAWA	2025-11-12
Oven	54260032570020	C-1000/70E	weisstechnik	2025-07-29
Humidity/Temperature Data logger	JL225001	8812	deli	2025-05-08

ONLY FOR . PROJECT BID
USE UNTIL 31 Mar 2026

7 Photographs of EUT



Figure 1 – overall view




Figure 2 – overall view



Figure 3 – Front view



Figure 4 – Back view



Figure 5 – Internal view



Figure 6 – Internal view




Figure 7 – External view of PAC3000S12-T1 PSU




Figure 8 – External view of PAC3000S12-T1 PSU




Figure 9 – External view of PAC2000S12-T1 PSU



Figure 10 – External view of PAC2000S12-T1 PSU

END